

FOR STATE CHANCELLOR REGIONAL DOCUMENTATION, EXISTING PROGRAM-NO MODIFICATIONS



Grossmont College

Cardiovascular Technology

Subspecialties: Invasive, Noninvasive, and Vascular

Top Code: Cardiovascular Technician (1213)

Macro region: San Diego/Imperial

Cal-Pass Launchboard Data (2016-2017)

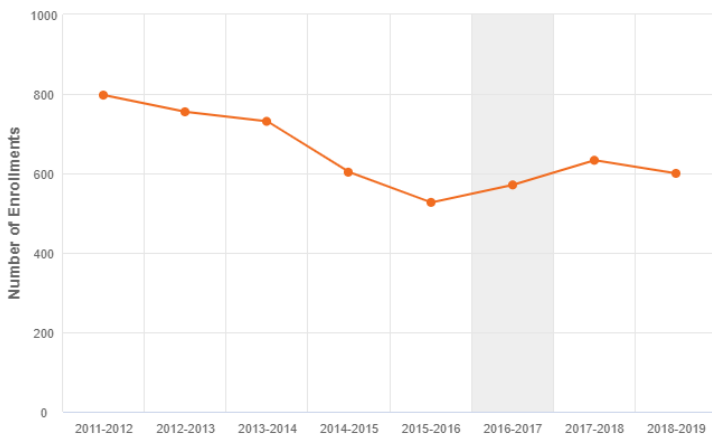
SOURCE: <https://www.calpassplus.org/LaunchBoard/Community-College-Pipeline.aspx>

ENROLLMENTS

Enrollments

The number of enrollments in courses assigned to the TOP code in the selected year

● San Diego/Imperial Counties, Cardiovascular Technician (1213), 2016-2017



Source: Chancellor's Office Management Information System

[Technical Definition](#)

Overall

2011-2012	797
2012-2013	755
2013-2014	731
2014-2015	603
2015-2016	527
2016-2017	571
2017-2018	633
2018-2019	600

College

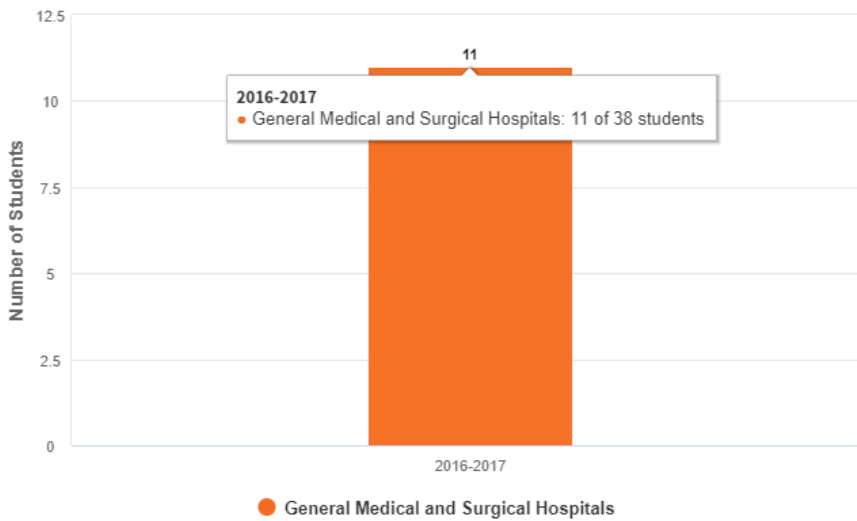
Cuyamaca College	-
Grossmont College	571
Imperial Valley College	-
MiraCosta College	-
Palomar College	-
San Diego Adult	-
San Diego City College	-
San Diego Mesa College	-
San Diego Miramar College	-

JOB OPENINGS

Top Five Industries for Employment

Among all CCP Students who exited and who were matched in the UI wage file, the top five industries in which they were employed in the fourth fiscal quarter after exit

- San Diego/Imperial Counties, Cardiovascular Technician (1213), 2016-2017



Source: Chancellor's Office Management Information System, Department of Apprenticeship Standards File, National Student Clearinghouse, CSU/UC Cohort Match

[Technical Definition](#)

Total Regional Employment

The total number of jobs for 2018 and 2023 and percentage growth or decline in occupations associated with the selected TOP code in the microregion where the college is located

- San Diego/Imperial Counties, Cardiovascular Technician (1213), 2016-2017

	2018	2023	Change 2018-23	% Change
Regional Jobs Total	294	304	10	3%
Requires an Associate Degree				
Cardiovascular Technologists and Technicians (29-2031)	294	304	10	3%

Source: Economic Employment Division Labor Market data, TOP-SOC Crosswalk

[Technical Definition](#)

EMPLOYMENT

Did Students get Jobs?



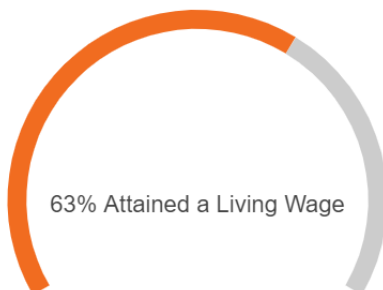
Are Some Students More Likely to be Employed Two Quarters After Exit?



Approved Certificates	-
Associate Degrees	75%
Completers	75%
Local Certificates	-
Skills-Builders	*
All Masked Values	67%

EARNINGS

Did Students Make a Living Wage?



How Much Did Student Earnings Change?

+51%
Change